

Note: Key data/information in this sample page are hidden, while in the report they are not.

### 3 Supply of aniline in China

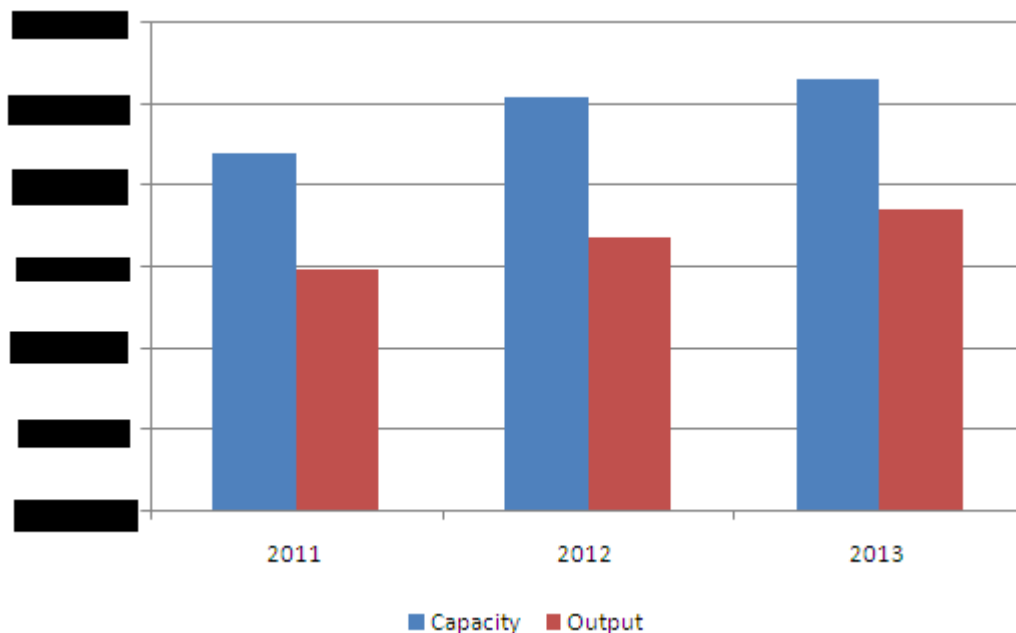
#### 3.1 Current production, 2008-Q1 2014

##### 3.1.1 Production

At present, China is one of the biggest producers of aniline around the world. In order to meet the demand from downstream industries in China, most domestic producers have expanded their capacity of aniline in recent years. Although the aniline industry still maintains development in 2014, the problem of overcapacity has been more and more serious due to blind capacity expansion.

In 2013, the capacity and output of aniline in China further improved, which respectively reached XXX t/a and XXX tonnes. However, along with the increasing capacity, China's aniline market has been relatively saturated. Although part of the manufacturers still expand their production of aniline, the operating rate of the product even further falls down and more and more producers choose to reduce production.

Figure 3.1.1-2 Capacity and output of aniline in China, 2011-2013



Source: CCM

### 3.1.2 Producers

In general, the capacity of main aniline producers maintained steady in 2013 compared with 2012. About XXX% of the total domestic capacity of aniline is concentrated in the top three producers. In April 2014, there are 18 active aniline producers in China, among which Wanhua Chemical and Jilin Connell are the two biggest in China, with capacities of XXX t/a and XXX t/a respectively.

Table 3.1.2-1 Capacity concentration of aniline in China, 2010-2013, t/a

Year	Top three producers		Top five producers		Top ten producers		Total
	Capacity	Percentage	Capacity	Percentage	Capacity	Percentage	
2010	XXX	XXX%	XXX	XXX%	XXX	XXX%	XXX
2011	XXX	XXX%	XXX	XXX%	XXX	XXX%	XXX
2012	XXX	XXX%	XXX	XXX%	XXX	XXX%	XXX
2013	XXX	XXX%	XXX	XXX%	XXX	XXX%	XXX

Source: CCM

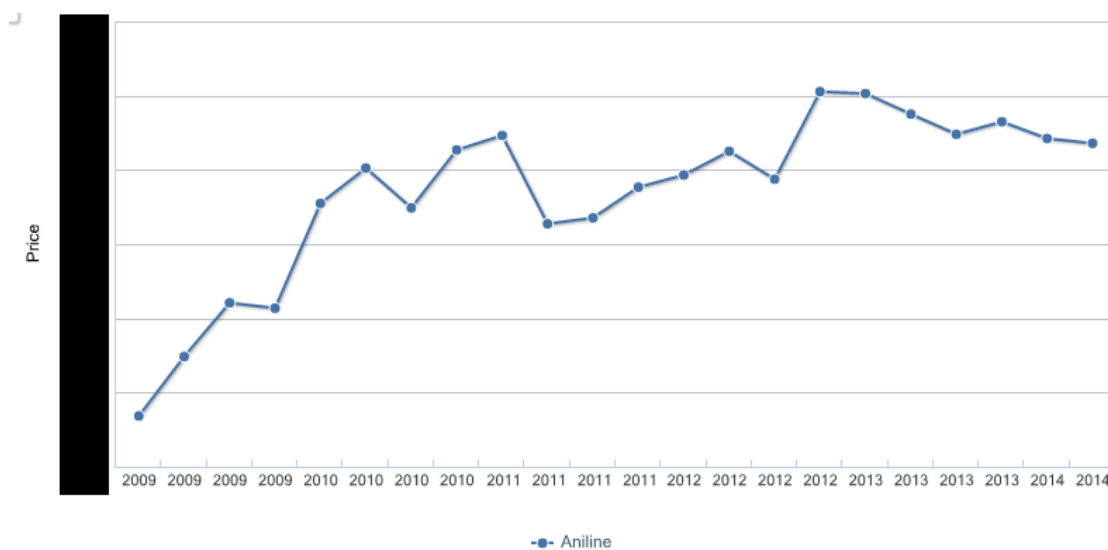
## 4 Trade of aniline in China, 2008-Q1 2014

### 4.1 Price

Jan. 2013 to April 2014

In 2013, the market price of aniline in China has been declining, from USDXXX/t at the beginning to USDXXX/t at the end, affected by the decline in downstream demand for aniline. Aniline's price trend was stabilized in 2014 because of the increasing demand from MDI.

Figure 4.1-1 Market price of aniline in China, Jan. 2009-April 2014, USD/t



Source: CCM

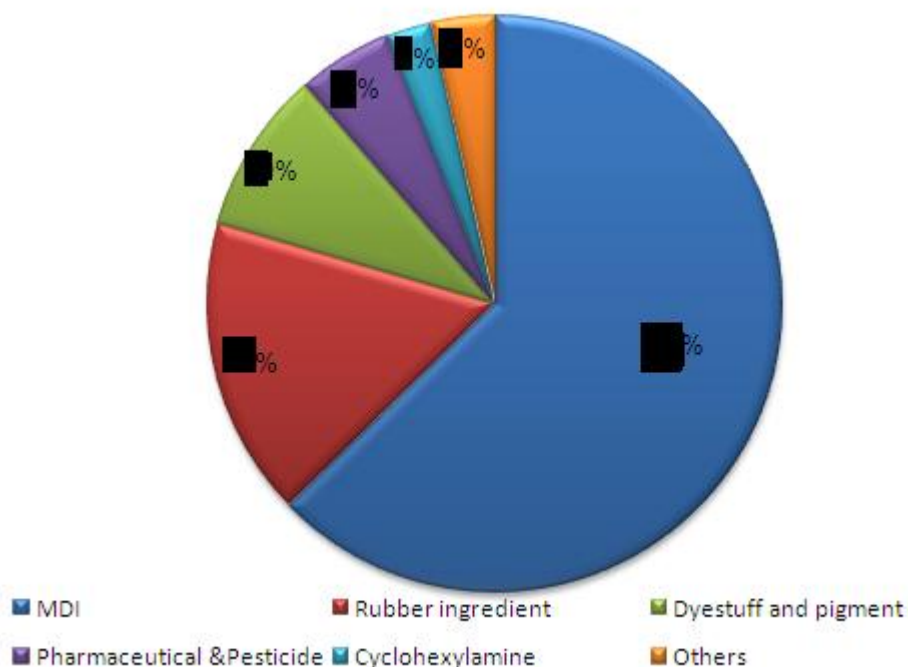
## 5 Consumption of aniline in China

### 5.1 Overall consumption (volume & value)

Aniline can be widely used in various applications, like MDI, rubber ingredients, dyestuff and its intermediates, cyclohexylamine and pharmaceutical. Thereinto, the growth of aniline consumption is mainly attributed to the increasing demand from the MDI and rubber ingredient industries, respectively accounting for about XXX% and XXX% of the total consumption. Meanwhile, most MDI producers are self-supplied with aniline.

#### 5.1.2 Consumption by downstream industry distribution

Figure 5.1.2-1 Consumption structure of aniline in China by volume, 2013



Note: The total consumption of aniline in China includes the consumption of non-captive aniline.

Source: CCM